










North




1:10,000

5m contours

-  Large, small earthwall.
-  Small, long knoll, rootstock.
-  Pit, small & large depression.
-  Stream, ditch, linear & seasonal marsh.
-  Pond, wet pit.
-  Road, tracks, path, indistinct path.
-  High fence, gate, fence, ruined fence.
-  Hide or sign, mast, small tower.
-  Solitary tree, bush, vegetation boundary.

FINISH - Pond, SW edge

PARKING

-  Open land.
-  Rough open.
-  Open with scattered trees.
-  Hard surface.
-  Farm land, out of bounds.
-  Private land, out of bounds.
-  Undergrowth - slow run.
-  Undergrowth - walk.
-  Forest - run.
-  Forest - slow run.
-  Forest - walk.
-  Impassable.

OUT OF BOUNDS

Woodbury North

Woodbury North Score 2020

Woodbury north score 2020		18 controls	
▷		⋈	⋈
1	31	⋈	⋈
2	32	→	⋈
3	33	⋈	Q
4	34	⋈	
5	35	⋈	
6	36	⋈	⋈
7	37	⋈	⋈
8	38	⋈	⋈
9	39	⋈	
10	40	⋈	⋈
11	41	⋈	⋈
12	42	⋈	
13	43	⋈	⋈
14	44	⋈	⋈
15	45	⋈	⋈
16	46	⋈	⋈
17	47	⋈	⋈
18	48	⋈	⋈

